




PUNJAB ADP 2014-15

Planning & Development Board

June 13, 2014

Punjab's Vision for Inclusive Growth

Punjab as a **secure, economically vibrant, industrialized** and **knowledge-based province**, which is prosperous and competitive wherein every citizen enjoys high quality life.



Challenges

Slow Growth and Investment decline

- Underutilized (excess) manufacturing capacity
- Stagnant exports
- Productivity deficits

Social sector deficits

- Millennium Development Goals
- Regional imbalance

Employment challenges and widening Skills gaps

Security deficit

Transforming Punjab

1. Creating Quality Jobs

2. Catalyzing GDP growth

3. Private sector Investment Revival

4. Export Buoyancy

5. Ensuring Effective Security

6. Providing Full Social Sector Coverage

Punjab's Development Priorities

Objectives

8% annual GDP growth in the terminal year

Increasing Private Sector Investment from \$ 8 billion to \$ 17.5 billion

1 million quality jobs every year

Increase export by 15% per year

Achieving all Millennium Development Goals by 2018

2,000,000 skills graduates

Narrowing Security gap with regional neighbor



Overcoming Energy shortage



Export led growth



Productivity enhancement



Human Capital and Skills



Equitable Regional Development



Institutional Reforms and Governance



Gender Mainstreaming

MTDF 2014-18

6

(Billion Rs.)

	Budgeted 2013-14	%	2014-15	%	2017-18	%
A. SOCIAL SECTORS	88.1	35%	115.8	35%	307.0	38%
Education	34.8	14%	48	15%	119.0	15%
Health & Family Plan	25.7	10%	31.5	10%	93.5	12%
Water & Sanitation	12.4	5%	18.2	6%	45.0	6%
District Dev. Package	8.0	3%	7	2%	16.0	2%
Skills	1.5	1%	6	2%	20.5	3%
Others	5.7	2%	5	2%	13.0	2%
B. INFRASTRUCTURE	94.5	38%	142.3	43%	323.4	40%
Roads	29.1	12%	30	9%	65.0	8%
Irrigation	22.4	9%	35.8	11%	91.0	11%
Energy	20.4	8%	31.5	10%	93.5	12%
Public Building	4.8	2%	8.5	3%	13.0	2%
Urban Dev. + WASAs + BRTS	17.8	7%	36.5	11%	60.9	8%
C. PRODUCTION SECTORS	18.0	7%	26.6	8%	81.0	10%
D. SERVICES SECTORS	1.9	1%	2.3	1%	5.0	1%
E. OTHERS	7.9	3%	6.3	2%	13.0	2%
F. GOVERNANCE and IT	6.1	2%	6.8	2%	28.5	4%
G. REGIONAL PLANNING	9.1	4%	4	1%	21.0	3%
H. SPECIAL PROGRAMS + DISTRICT / TMA	24.3	10%	26	8%	32.0	4%
TOTAL	250		330		811	

Size of ADP 2014-15

(Billion Rs.)

Programme	2013-14		2014-15 (Proposed)	Change
	Budgeted	Revised		
Total Size	250	224	330	32%
Ongoing	79	83	143	81%
New	109	103	135	24%
District / TMA Dev Program	12	12	12	-
Other Development Exp.	50	26	40	(20%)

Features of Development Program

- ADP 14-15 is anchored in Punjab's medium term inclusive growth strategy
- It represents the first year of the MDTF that supports the growth strategy

Features of Development Programme

2014-15

- Block allocations minimized
- Ongoing projects given high priority
- Donor funded projects provided full funding
- Regional balance in allocations
- Controlled Throw forward
- Promotion of Public Private Partnership
- Throw forward of SPDP and DDP adjusted in the relevant sector
- Enhanced allocation for:

Energy projects

Irrigation

Skills

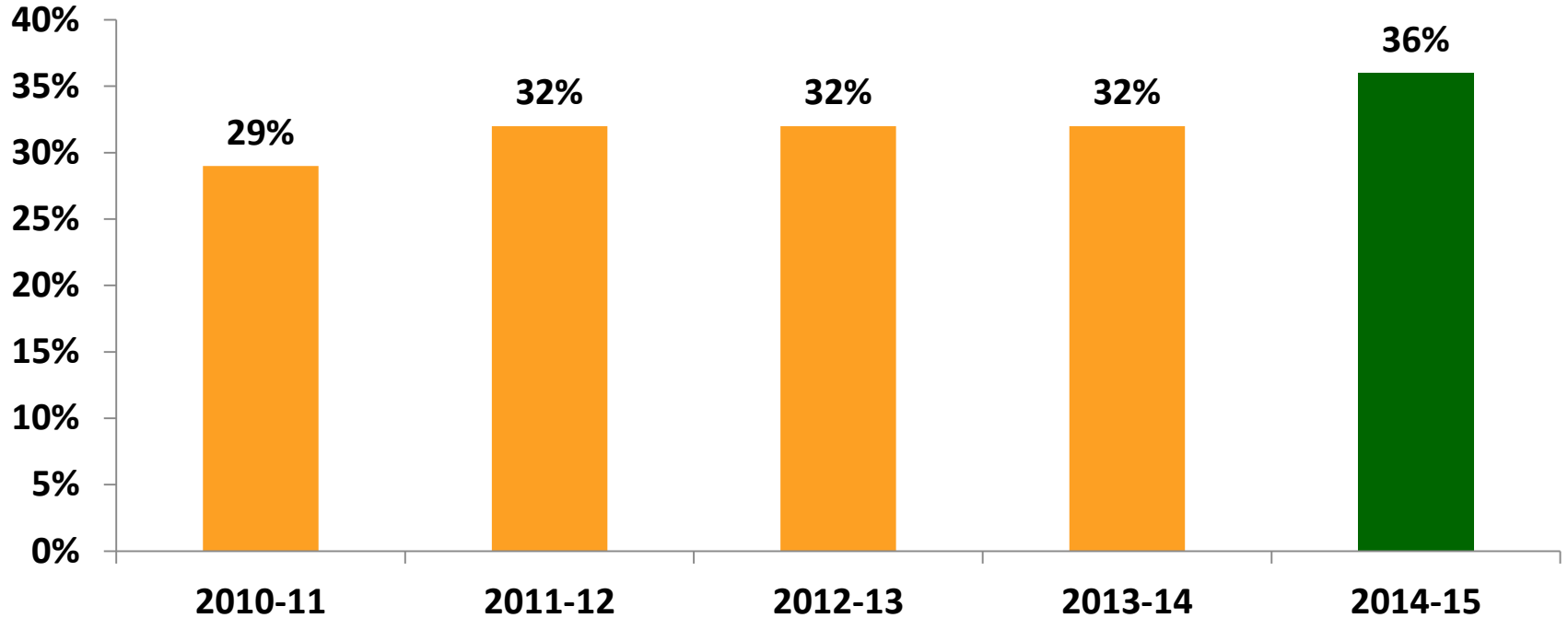
Urban
Development

Production
Sector

Governance

Social Sector

Share of South Punjab



Sectors

(Billion Rs.)

Programme	2013-14	2014-15 (Proposed)	% Change
	Budgeted		
<u>Social Sectors</u>	97	119	22
<u>Infrastructure Development</u>	95	149	58
<u>Production Sectors</u>	18	26	51
<u>Services Sector</u>	8	10	18
<u>Others</u>	8	8	(4)
<u>Special Program</u>	24	18	(27)
Grand Total	250	330	32

What we will achieve by implementing the MTFD



- **Load shedding** will have been largely eliminated by 2018
- **GRP growth rate** will reach 8% by 2018
 - Punjab will be an economy of about Rs. 22 trillion
- Cumulative increase in **number of jobs** created will be over 4 million
 - **Unemployment rate** will fall to 3%
- Increase in **per capita income** will be 58% in nominal terms and 20% in real terms
- **Number of poor** is expected to fall by 8 million

What we will achieve by implementing the MTDF

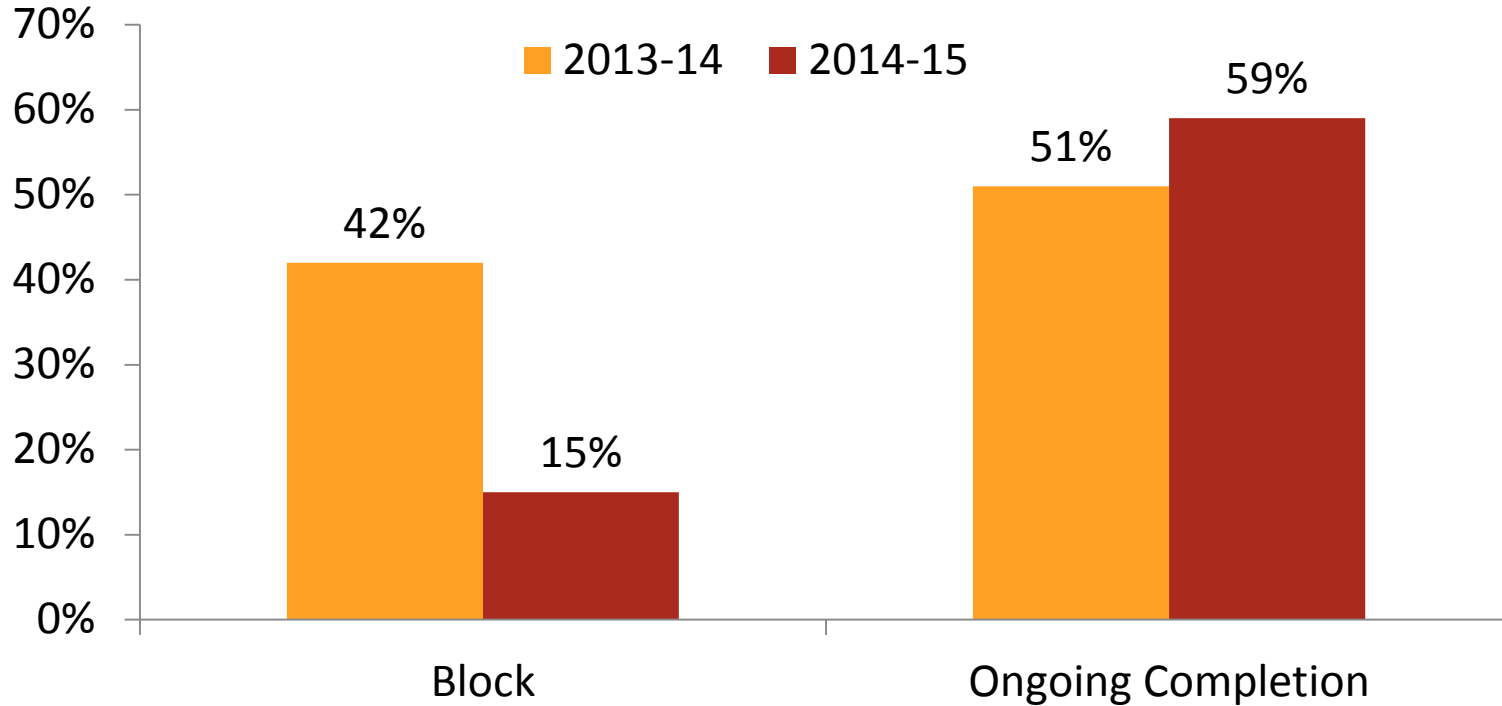


- Most **MDGs** shall be attained by 2015 and the rest will be achieved within MTDF period
- **Private investment** will be more than doubled by 2018 (From USD 8 billion to USD 17.5 billion)
- **ADP will increase** from 1.5% of GRP in 2014 to 3.75% of GRP in 2018
- **Province tax to GRP ratio** will rise from 0.7% to 2.0% of GRP

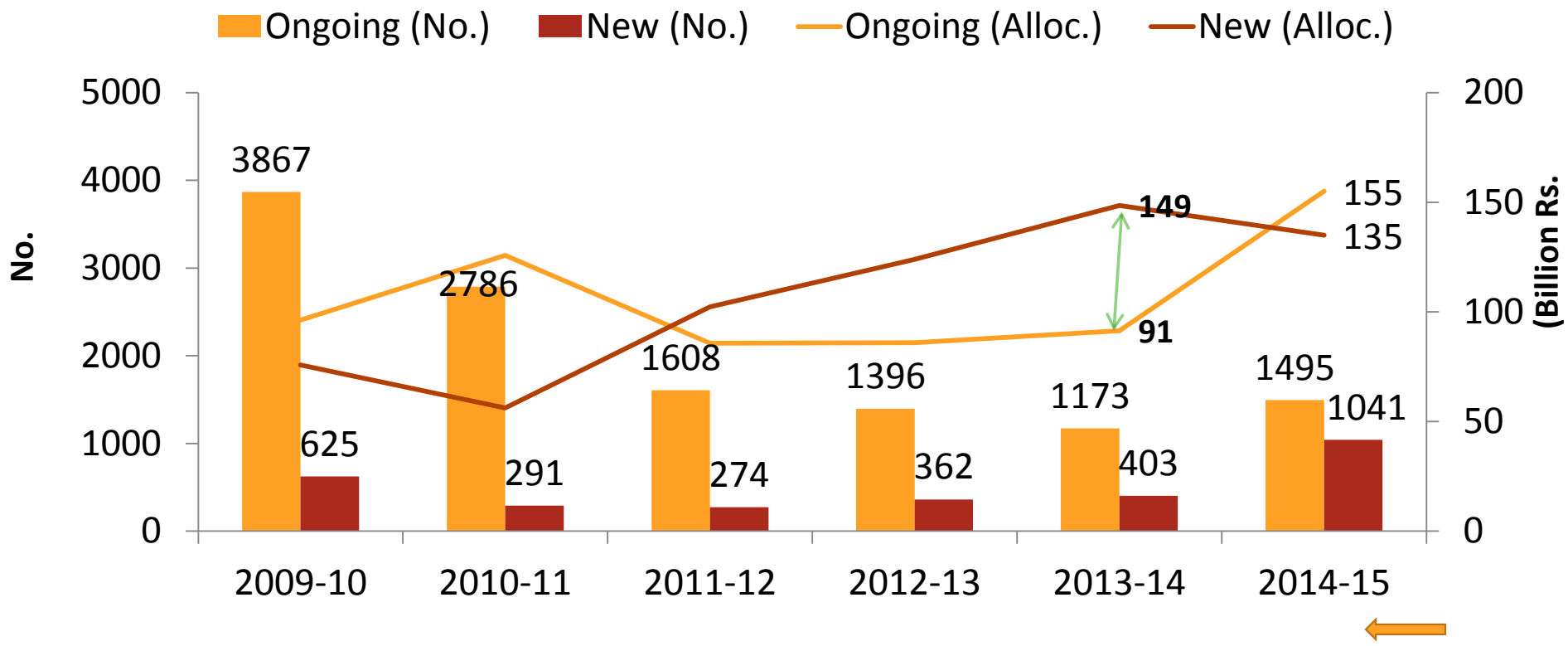


THANKS

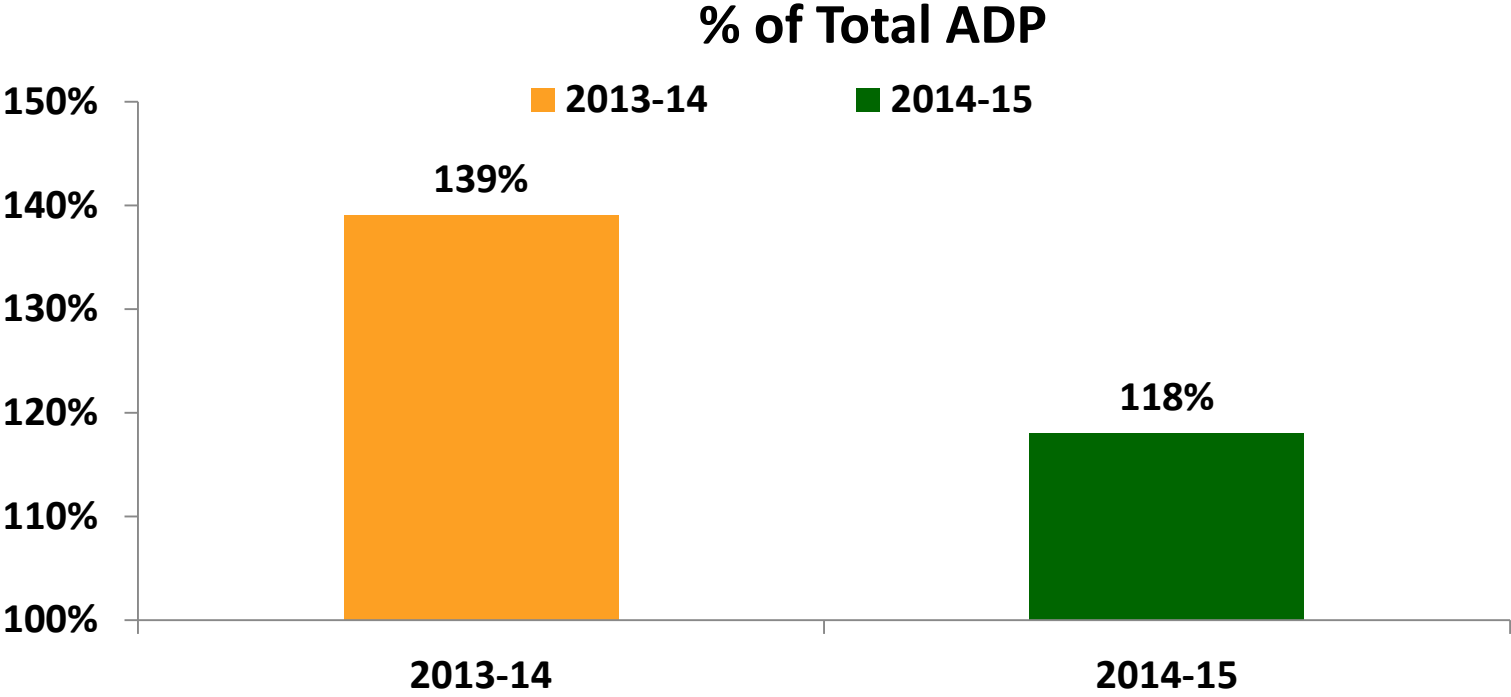
Blocks & Allocations



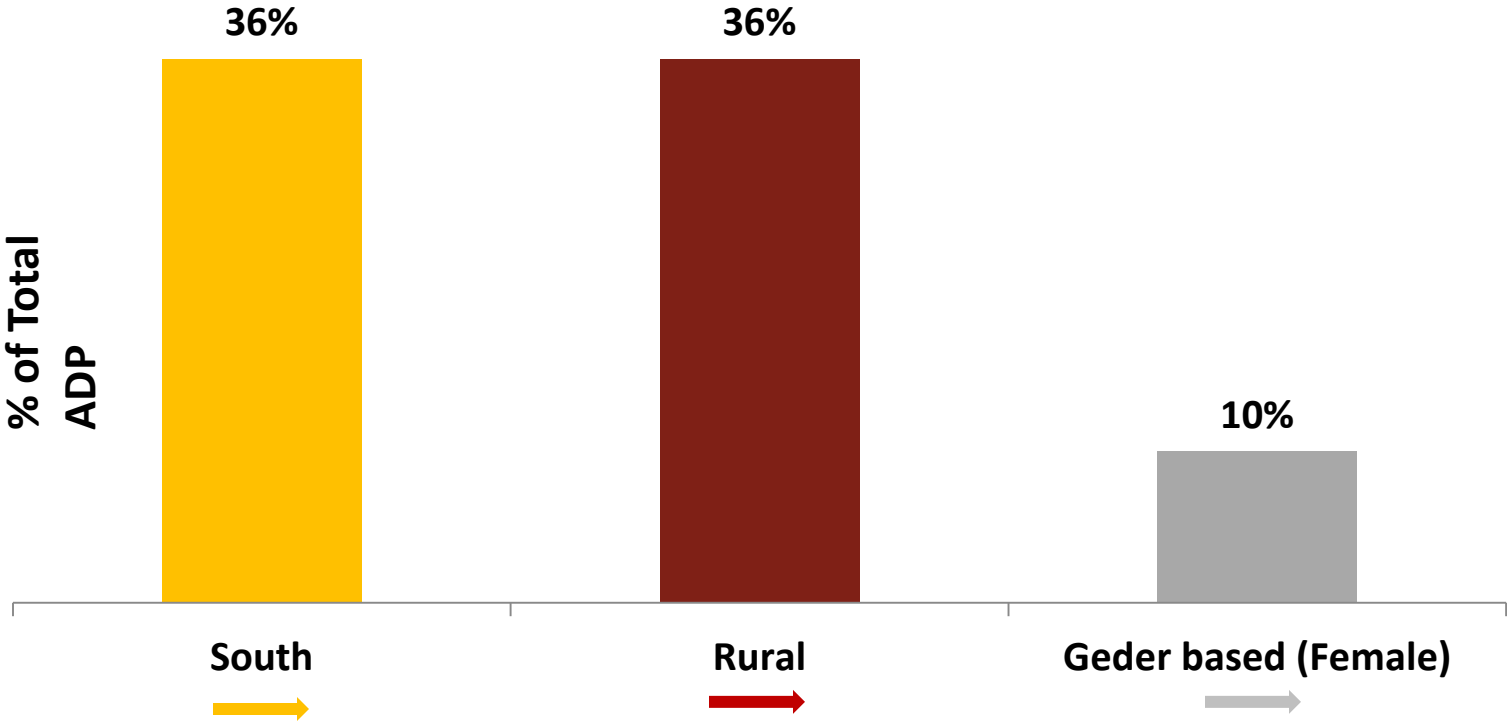
Ongoing Vs New



Throw forward



ADP 2014-15 by Region and Gender



Major Projects in Southern Punjab

(Million Rs)

Project	Allocation
BRTS Multan	10,000
Quaid e Azam Solar Park	17,000
Punjab Economic Opportunities Program	2,860
Pakpattan Canal and Sulemanki Barrage	1,750
University of Veterinary and Animal Sciences, Bahawalpur	1,286
South Punjab Poverty Alleviation Project	1,545
Upgradation of DHQ Hospitals Bahawalnagar, Multan, Vehari, D.G.Khan & Muzaffargarh	1,376
Integrated Development of Cholistan	1,300

Major Projects in Southern Punjab

(Million Rs)

Project

Allocation

Khawaja Frarid University of Engineering & IT	793
Daanish Schools at Taunsa and Fort Munroe	750
Tribal Area Development Project	583
Remodeling of SMB Link Canal and Enhancing Capacity of Mailsi Syphon	500
Sullage Carrier from Bosan Road Disposal Station to Sewage Treatment Plant Multan (SPBUSP-Leftover)	500
Fort Monro Chairlift	470
Sheikh Zayed Medical Complex (Phase-II) R.Y.KHAN	400
Solar Power Plant at Islamia University Bahawalpur	461

Major Projects in Southern Punjab

(Million Rs)

Project	Allocation
Children Hospital, Multan	437
Thalassemia Unit & Bonemaro Transplant Center at BVH, Bahawalpur	300
Medical College Bahawalnagar	300
Management of Hill Torrent / Flood Protection of Rajanpur	350
Expansion of Tayyab Erdgon Hospital Muzaffargarh	300
Dualization of Khanewal Lodhran Road	300
Establishment of Sub Campus of University of Agriculture Faisalabad at Burewala	250
Cardiology and Cardiac Surgery Block & ICU at BVH, Bahawalpur	250
Remodeling and Extension of Tayyab Drain, Rajanpur	250
Development of Internal City Roads Jampur	150



Gender Balance

(Million Rs)

Program	Allocation
Integrated Reproductive Maternal New Born & Child Health (RMNCH) & Nutrition Program	1,800
Women Development Fund	900
Population Welfare	500
Establishment of Laparoscopic Surgery Centre, Lady Willingdon Hospital, Lahore.	200
Construction of Building of Shelter Homes In 10 Districts of Punjab	132
Establishment of Qasar-e-Behbood at Faisalabad, Sialkot & Muzaffargarh	116

Gender Balance

(Million Rs)

Program	Allocation
Remodelling of Existing Shelter Homes (Dar-ul-Aman) in 36 Districts of Punjab	88
Establishment of 19 family courts complexes at Lahore, Rawalpindi, Mutlan, Bahawalpur, DG Khan , Faisalabad, Gujranwala, Sahiwal and Sargodha.	75
Establishment of District Industrial Home (Sanatzar) at Chiniot , Nankana Sahib & Vehari	57
Establishment of Five Working women Hostels one each at Mandi Bahaudin, Jehlum, Mianwali, Sialkot, Sahiwal and Khanewal	40
Awareness Campaign on Punjab Women Empowerment Initiatives 2014	40
Harassment Awareness Volunteer Programme	18



Development Program 2014-15

Abstract

Sectors	Budgeted (Million Rs)		% growth
	2013-14	2014-15	
Social Sectors	97,105	119,436	23%
School Education	24,500	28,100	15%
Higher Education	7,170	14,050	96%
Special Education	540	800	48%
Literacy	1,105	2,400	117%
Sports	1,475	2,960	100%

Development Program 2014-15

Abstract

Sectors	Budgeted (Million Rs)		% growth
	2013-14	2014-15	
Health & Family Planning	25,650	31,070	21%
Water Supply & Sanitation	12,368	17,118	38%
Social Protection	2,302	1,800	-22%
Regional Planning	7,080	4,150	-41%
Skills	4,000	6,000	50%
Local Government Dept	3,415	3,488	2%
District Development Program	8,000	7500	-6%



Development Program 2014-15

Abstract

Sectors	Budgeted (Million Rs)		% growth
	2013-14	2014-15	
Infrastructure Development	94,614	148,532	57%
Roads	29,121	31,560	8%
Irrigation	22,401	35,572	59%
Energy	20,431	31,000	52%
Public Buildings	4,839	8,000	65%
Urban Development & BRT	17,900	42,400	137%



Development Program 2014-15

Abstract

Sectors	Budgeted (Million Rs)		% growth
	2013-14	2014-15	
Production Sectors	17,995	26,320	46%
Agriculture	5,230	7,960	52%
Forestry	290	980	238%
Wildlife	136	1,000	635%
Fisheries	58	580	900%

Development Program 2014-15

Abstract

Sectors	Budgeted (Million Rs)		% growth
	2013-14	2014-15	
Food	110	940	755%
Livestock	2,744	5,200	90%
Tourism	104	990	852%
Cooperative		100	
Industries	9,202	7,110	-23%
Mines & Minerals	121	1,460	1107%



Development Program 2014-15

Abstract

Sectors	Budgeted (Million Rs)		% growth
	2013-14	2014-15	
Services Sectors	8,071	9,493	18%
Governance & Information Technology	6,167	7,393	20%
Labour & Human Resources Development	42	541	1188%
Transport	960	109	-89%
Emergency Service	902	1,450	61%



Development Program 2014-15

Abstract

Sectors	Budgeted (Million Rs)		% growth
	2013-14	2014-15	
Others	7,875	8,209	4%
Environment	34	190	459%
Information & Culture	106	607	473%
Archeology	294	380	29%
Auqaf & Religious affairs	36	100	178%
Human Rights & Minority Affairs	215	320	49%
Planning & Development	7,190	6,612	-8%



Development Program 2014-15

Abstract

Sectors	Budgeted (Million Rs)		% growth
	2013-14	2014-15	
Special Programme / Package	24,340	18,010	-26%
Special Initiatives	12,340	6,010	-51%
District / TMA Development Programme	12,000	12,000	0%
Total Development	250,000	330,000	32%



SCHOOL EDUCATION

Major Initiatives & Allocations

(Million Rs)

Projects	Allocation
Missing Facilities in 10,000-Schools	8,000
Punjab Education Foundation	7,500
Dangerous School Buildings	2,750
Daanish Schools	2,000
Primary Schools & Elementary Schools to next level	1,800
IT Labs in Secondary Schools	1,250

SCHOOL EDUCATION

Major Initiatives & Allocations

(Million Rs)

Projects	Allocation
Conversion of Existing IT Lab on Solar Energy	1,200
Establishment of New Primary Schools in Punjab	600
Provision of Additional Class Rooms in Schools having Highest Enrollment	400
Provision of Furniture in High Schools	500

HIGHER EDUCATION

Major Initiatives & Allocations

(Million Rs)

Projects	Allocation
Provision of Laptops	3,500
Establishment of 138 Colleges	3,428
Punjab Education Endowment Fund	2,000
Provision of missing facilities in 87 Colleges	1,378
Khawaja Farid University of Engineering & IT	793
Knowledge Park, Lahore	500
Establishment of New Universities	348

HEALTH & FAMILY PLANNING

Major Initiatives & Allocations

36

(Million Rs)

Projects	Allocation
Health Insurance Card	4,000
Punjab Millennium Development Goals Program	2,000
Integrated Reproductive Maternal New Born & Child Health (RMNCH) & Nutrition Program	1,800
Medical Colleges at Sahiwal, D.G. Khan, Sialkot, Gujranwala & Bahawalnagar	1,281
Mobile Health Units in Punjab	1,000
Expansion of Tayyab Erdgon Hospital Muzaffargarh	300
Pakistan Kidney and Liver Institute, Lahore	300
Establishment of Cancer Hospital, Lahore.	300

HEALTH & FAMILY PLANNING

Major Initiatives & Allocations

37

(Million Rs)

Projects

Allocation

Strengthening Expanded Programme for Immunization (EPI)

300

Prevention and Control of Hepatitis in Punjab

400

Enhance HIV AIDS Control Programme

415

Provision of Ambulances in DHQ/THQ

364

Population Welfare Programme (Family Planning)

1,000

WATER SUPPLY & SANITATION

Major Initiatives & Allocations

(Million Rs)

Project	Allocation
Clean Drinking Water	5,000
Rehabilitation of 172 dysfunctional Rural Water Supply Schemes	1,000
Approach to total Sanitation (ODF)	400
Bulk Water Supply Project From River Jhelum to Murree	400

Local Government & Community Development

Major Initiatives & Allocations

(Million Rs)

Projects	Allocation
Model cattle markets	1,000
Improving condition of Public graveyards	1,000
Eliminating ponds from major villages to improve sanitation / eradicate diseases through Bio-remediation (Phase-II)	500
Pilot Project for Solid Waste Management in Rural Areas	350



SKILLS DEVELOPMENT

Major Initiatives & Allocations

(Million Rs)

Project	Allocation
Punjab Economic Opportunities Program (PEOP)	3,000
TEVTA	2,000
PVTC	1,000



IRRIGATION

Major Initiatives & Allocations

Project	Allocation
New Khanki Barrage	6,725
Lower Bari Doab Canal	5,660
Jinnah Barrage	4,175
Punjab Irrigation System Improvement Project	3,590
Lining of Canals and Minors 400 kms	2,400
Rehabilitation of Lower Chenab Canal System	2,100
Small Dams in Pothohar area	2,000
Pakpattan Canal and Sulemanki Barrage	1,750
Management of hill torrents in DG Khan and Rajanpur	1,162
Tayyab Drain in Rajanpur	250
Trimmu Barrage, Punjnad Head Works	110



ENERGY

42

Major Initiatives & Allocations

(Million Rs)

Project	Allocation
Quaid e Azam Solar Park	17,000
Renewable Energy Development (REDSIP)	3,806
Energy Efficiency & Conservation Program	2,000
Bio-mass based Power Plants set-up near wheat & rice producing areas	2,000
4x55MW coal power plants at Sundar Industrial Estate and Industrial Estate Faisalabad (2 plants each) (PPP Mode)	900
Co-generation power plants using Bagasse-cum-coal/ other fuel	500
Solar Power plant at Islamia University Bahawalpur	462



URBAN DEVELOPMENT

Major Initiatives & Allocations

43

(Million Rs)

Project	Allocation
Mass Transit System, Rawalpindi	10,000
Mass Transit System, Multan & Faisalabad	10,500
Provision of Sewerage System in different UCs of Lahore	1,400
Improvement of Water Supply System in Tajpura, Samanabad and Shadbagh Zones of Lahore	1,100
Replacement of Outlived and inadequate Water Supply lines with HDPE pipes, Lahore (Gastro Phase-II)	800
Expressway from Gatt Wala Bridge to Sahianwala Interchange, Faisalabad	1,000
Extension of water resource for Faisalabad	887

URBAN DEVELOPMENT

Major Initiatives & Allocations

(Million Rs)

Project	Allocation
Comprehensive Sewerage Scheme for Gujranwala City	844
Drainage from Rajkot disposal station to Western Bypass Gujranwala	500
Sullage Carrier from Bosan Road Disposal Station to Sewage Treatment Plant (STP) at Suraj Miani and STP to River Chenab Multan (SPBUSP-Leftover)	500
Replacement of outlived sewer lines in Multan	200



AGRICULTURE & LIVESTOCK

Major Initiatives & Allocations

Project	<i>(Million Rs)</i> Allocation
Punjab Irrigated Agriculture Productivity Improvement	4,670
Biogas Supplemented Agriculture Tubewells	1,160
Enhancing Vegetable Production & Promotion of Pulses Cultivation	233
Livestock & Access to Market Project	1,252
University of Veterinary and Animal Sciences at Bahawalpur	1,286



GOVERNANCE

Major Initiatives & Allocations

(Million Rs)

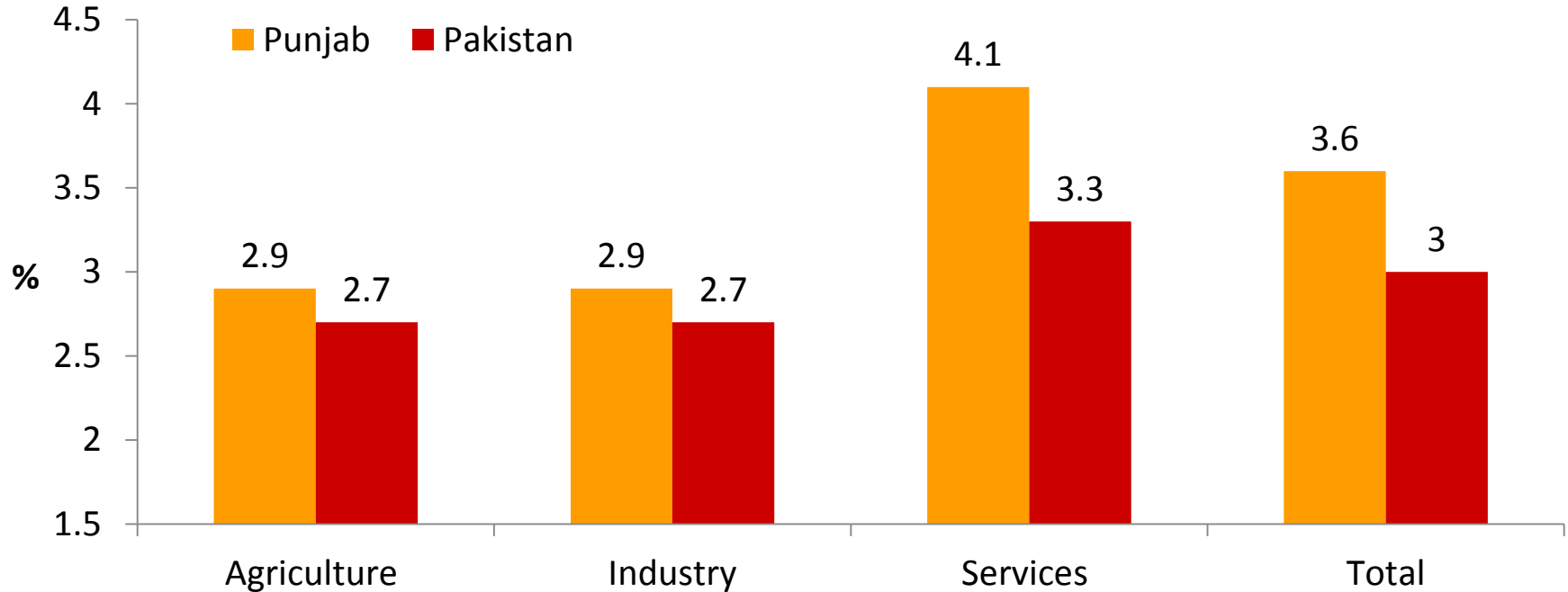
Project	Allocation
Land Records Management Information System	4,147
Command and Control Centre for Police	1,000
Public Facilitation Centers	400
IT Centric interventions and smart monitoring	400
Improvement of physical infrastructure for Judiciary, Jails and Police and introduction of smart technologies	6,000



End

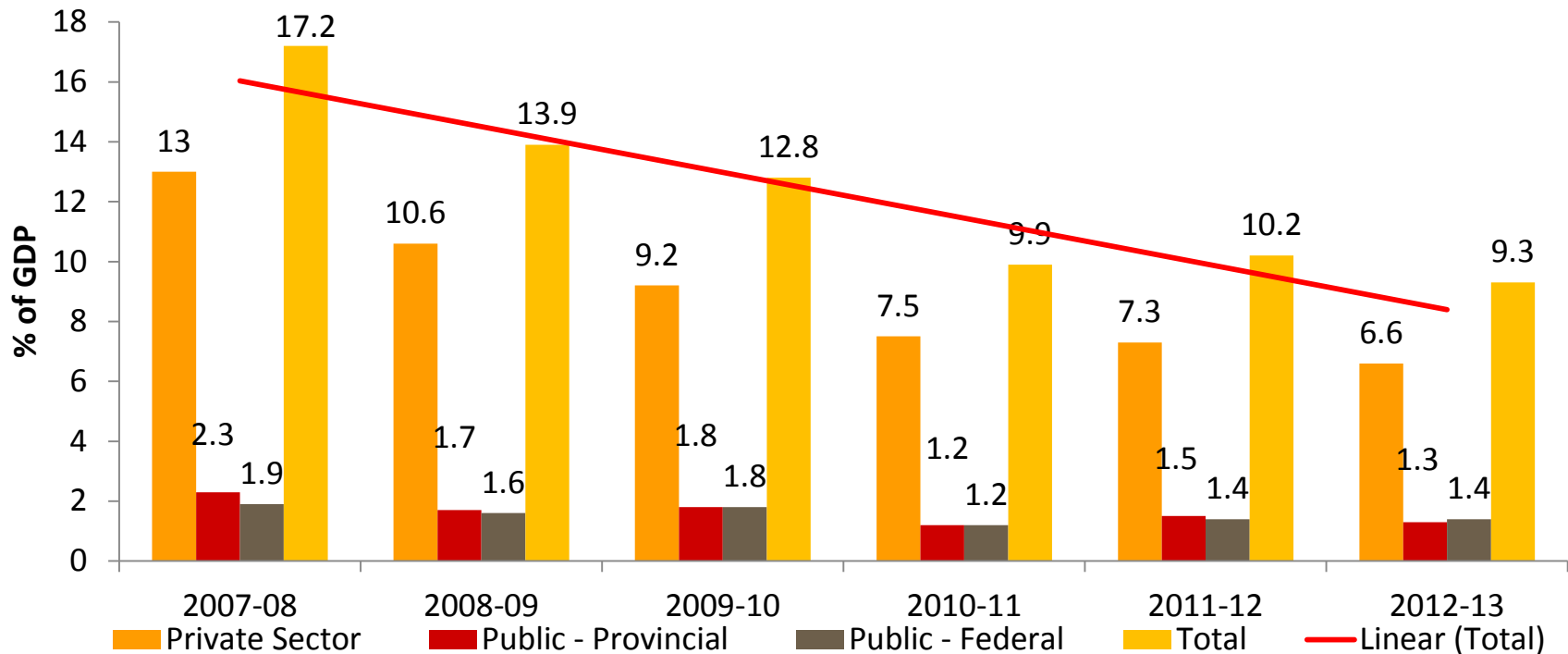
Low GDP Growth from 1999 to 2012 in Punjab

Average GDP Growth Performance of Punjab from 1999-00 to 2012-13



Investment decline

Pakistan's Public and Private Investment as % of GDP (2007 to 2013)

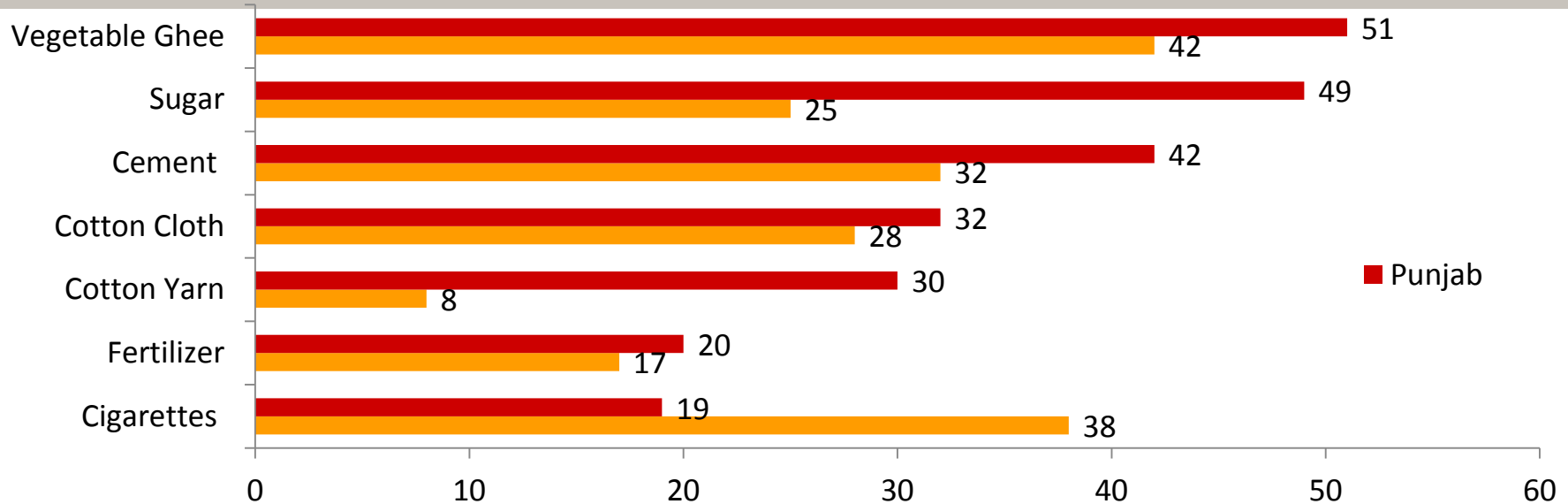


Source: State Bank Annual Reports, Estimated by Dr. Hafiz Pasha



Punjab has excess industrial capacity

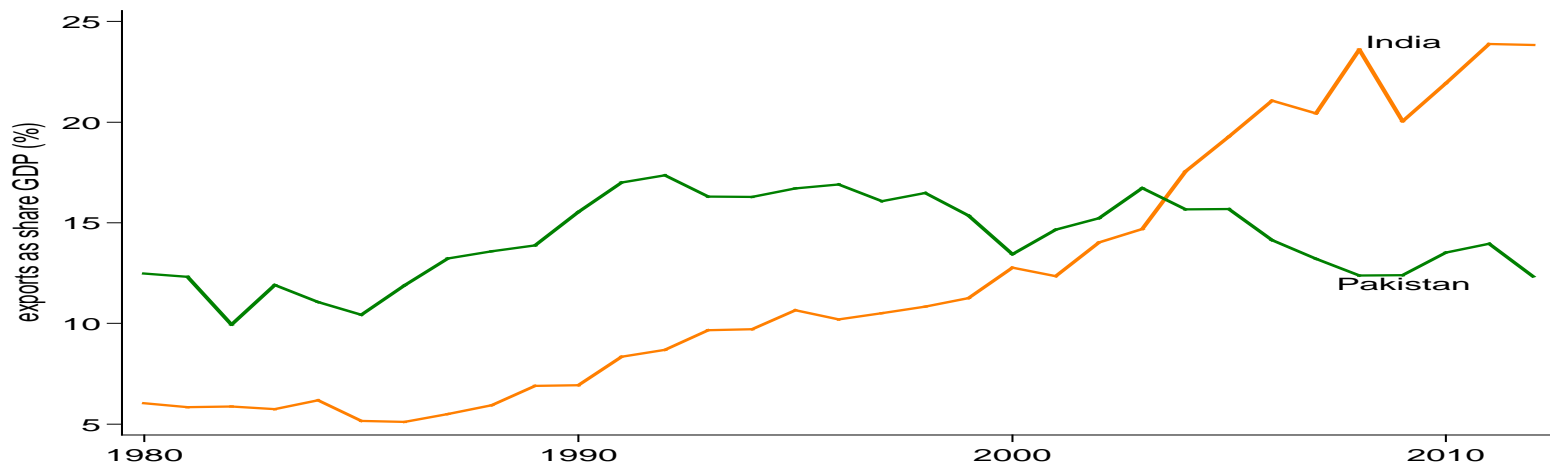
Excess (Unutilized capacity) in various Industries, 2011-12



Core constraint: Energy. Removing shortage has potential to increase growth rate of GRP by 2%
Binding constraints: Cost of doing business, Skills and Security

Stagnant exports

Exports as % of GDP



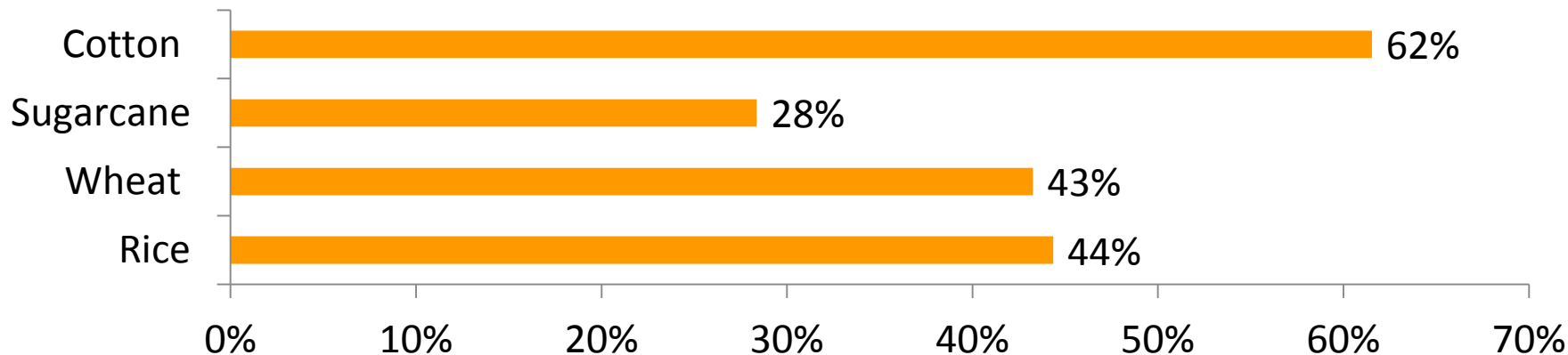
Core constraint: Energy (shortage is causing loss of exports of USD 1 billion)

Binding constraints: Skills, Value-addition, Processing, Standardization and Security

Sources: World Bank's World Development Indicators, Presentation by Dr. Atif Mian at IGC Conference (2014), Medium Term Fiscal Framework 2011-12

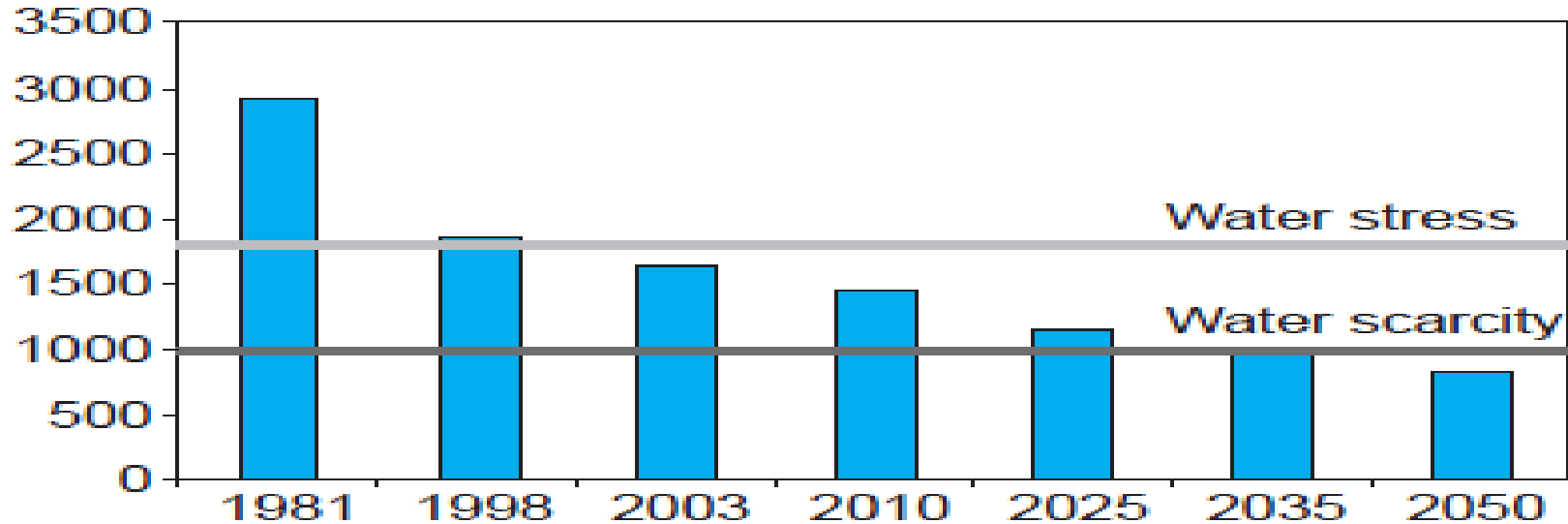
Productivity deficits in Punjab

% Difference in Yield Per Hectare (Indian Punjab Vs. Pakistani Punjab)



Binding constraints: Water stress, inefficient use of water, non-availability of quality seeds, imbalanced use of fertilizers, poor Research

Pakistan's Declining Water Availability (Cubic meters per person per year)

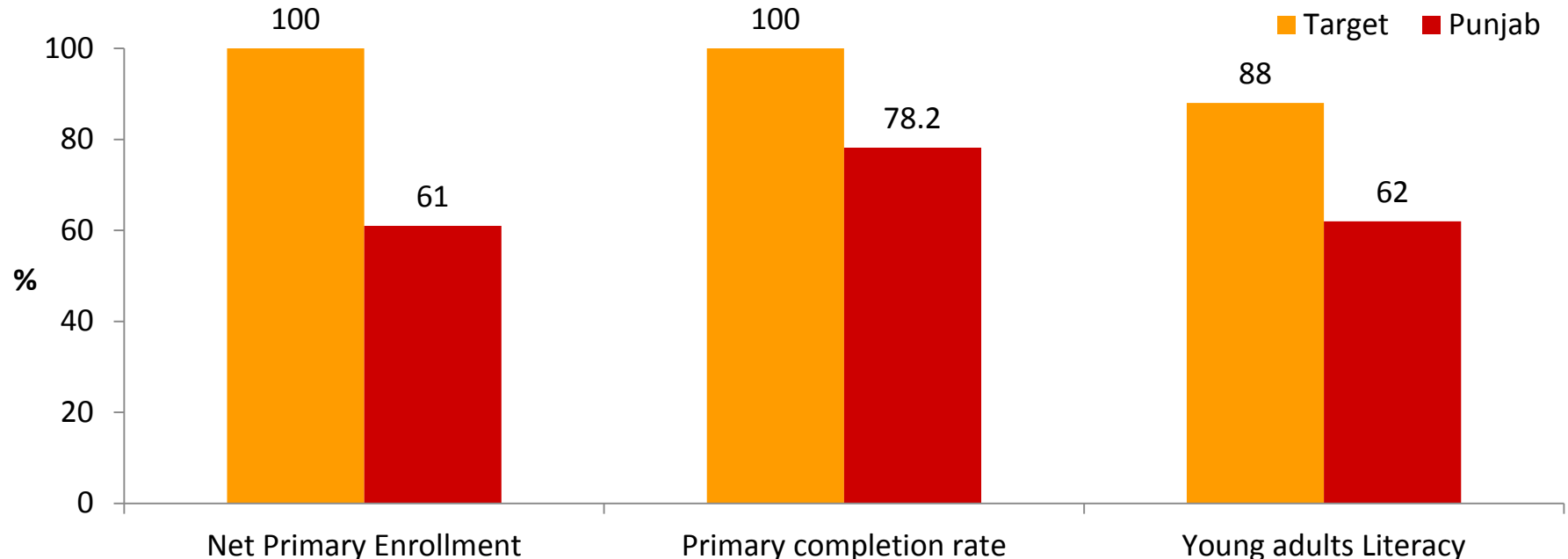


This estimate is from 2005. Recent estimates say our current water availability is close to the water scarcity level - 1,000 cubic meters per person per year



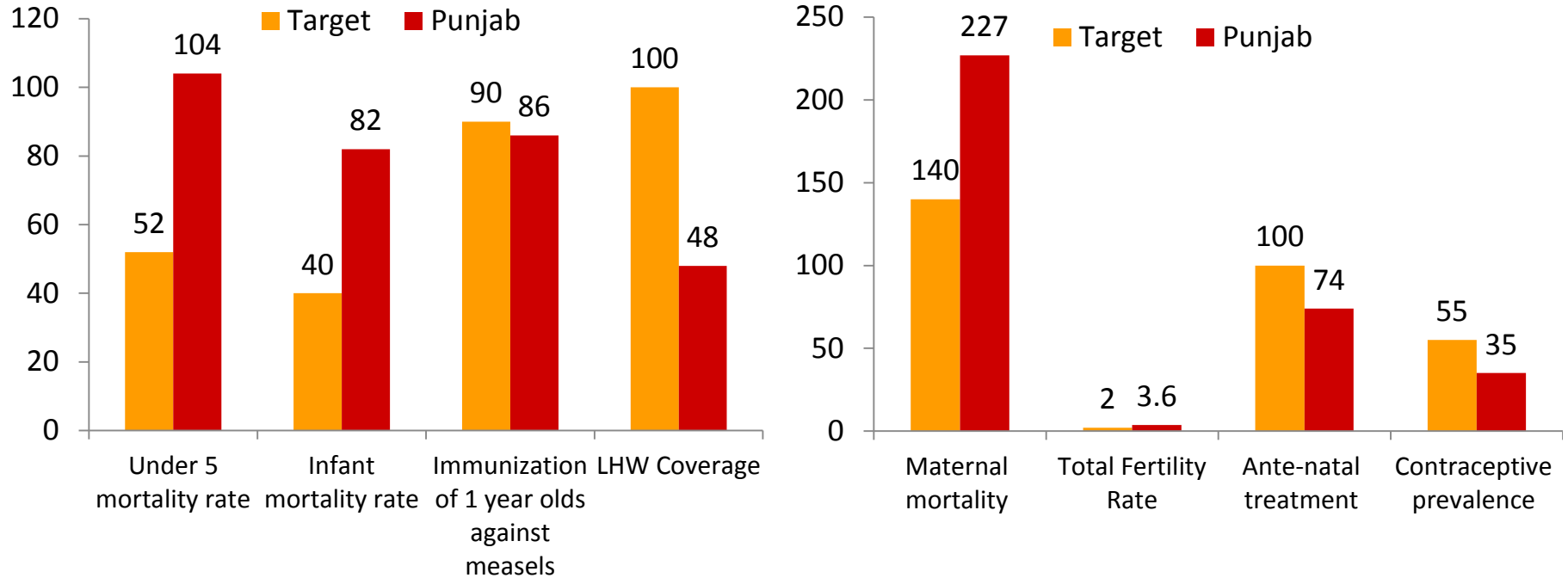
Social sector deficits: Education MDGs 2015

Punjab's performance in Millennium Development Goals 2015 in education



Social sector deficits: Health MDGs 2015

Punjab's performance in Millennium Development Goals 2015 in Health



Sources: Punjab Multiple Indicators Cluster Survey 2011 report

Social sector deficits in Water and Sanitation

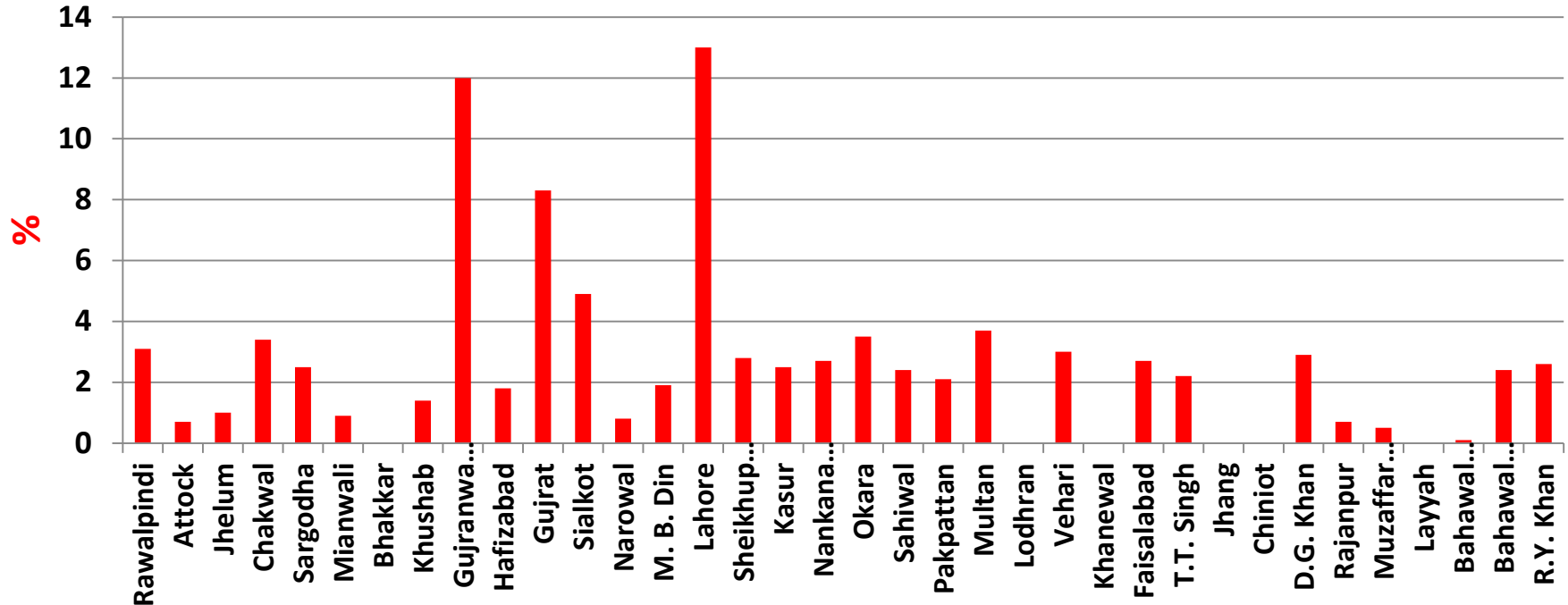
Pakistan Rural Sanitation Coverage by income quintile



Pakistan hosts the 3rd largest openly defecating population in the world.....40 million people, mostly poor

Social sector deficits in Water and Sanitation

Use of Properly Treated Water

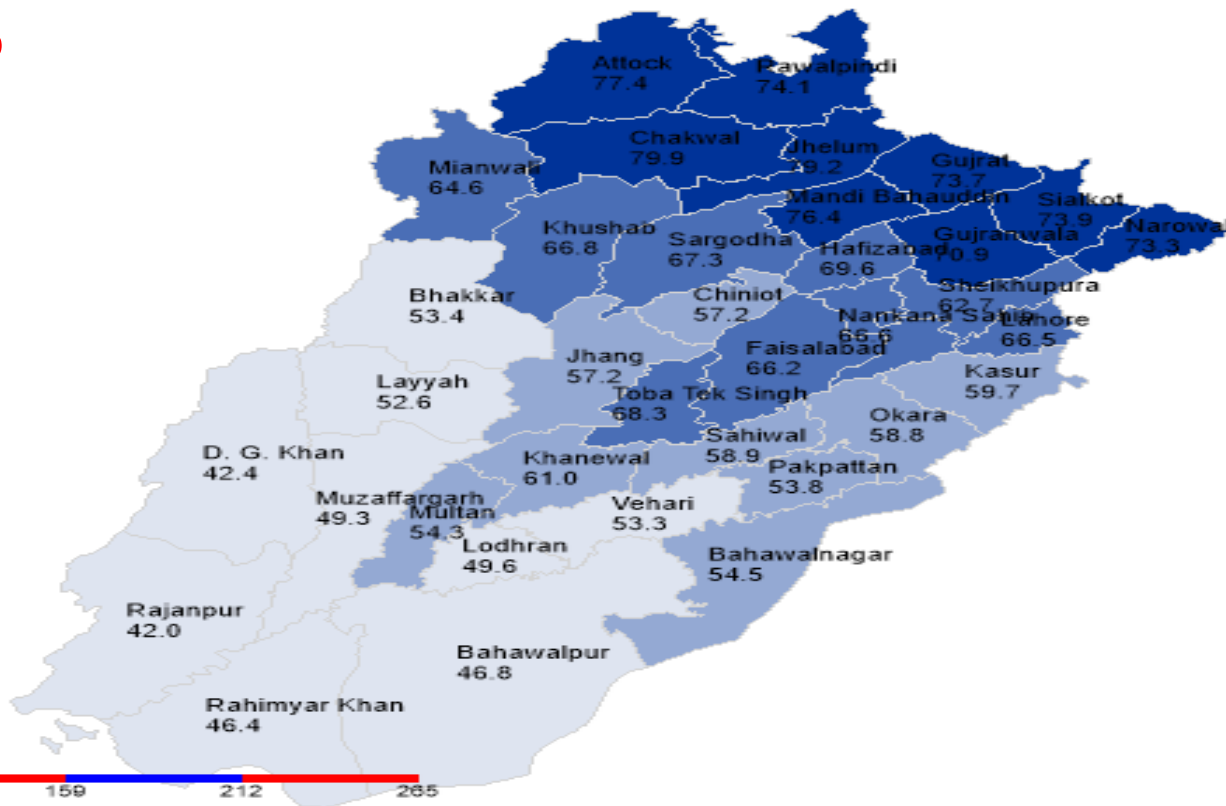


Regional Imbalance

Net Enrolment Ratio

Total

- Label 1 42.0 - 53.4 (9)
- Label 2 53.5 - 61.0 (9)
- Label 3 61.1 - 69.6 (9)
- Label 4 69.7 - 79.9 (9)
- Missing Value (0)



Sources

PAK_MICSP_2011

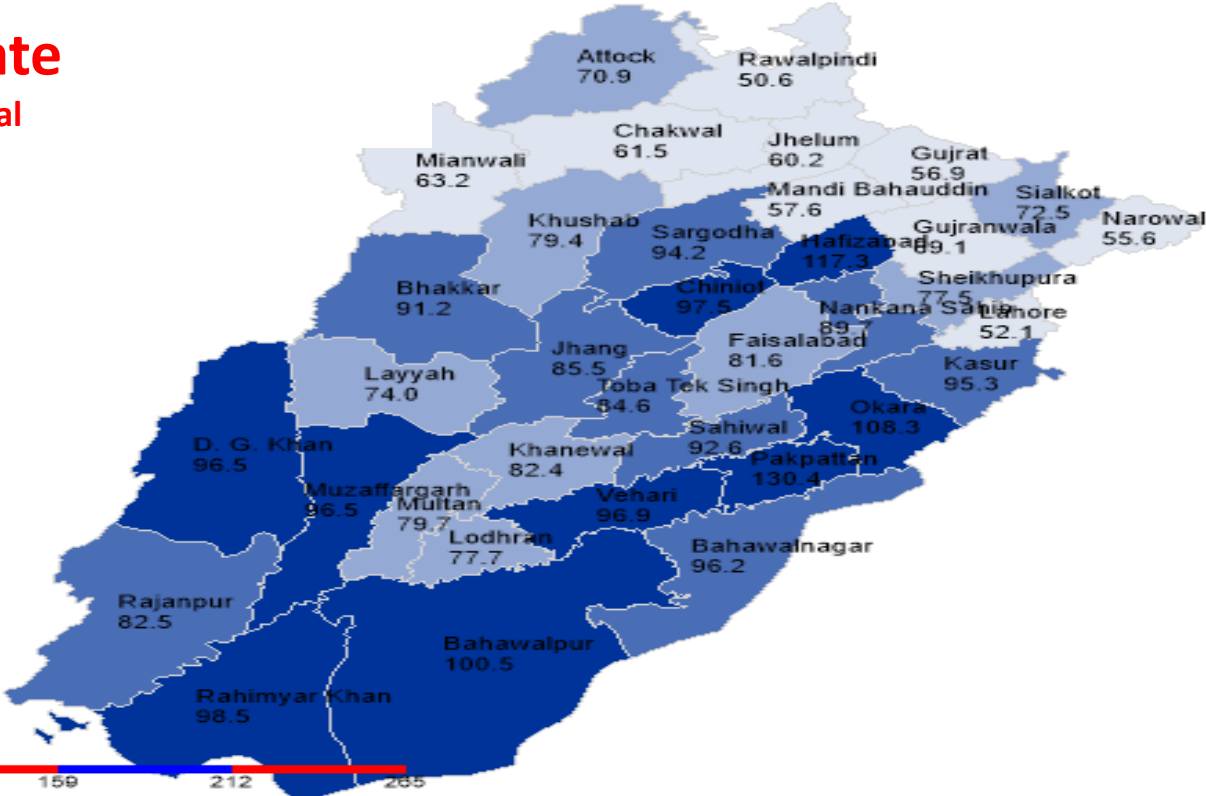


Regional Imbalance

Infant mortality rate

Deaths per 1000 live births Total

- Total**
- Label 1 50.6 - 69.1 (9)
 - Label 2 69.2 - 82.4 (9)
 - Label 3 82.5 - 96.2 (9)
 - Label 4 96.3 - 130.4 (9)
 - Missing Value (0)



Sources
PAK_MICSP_2011



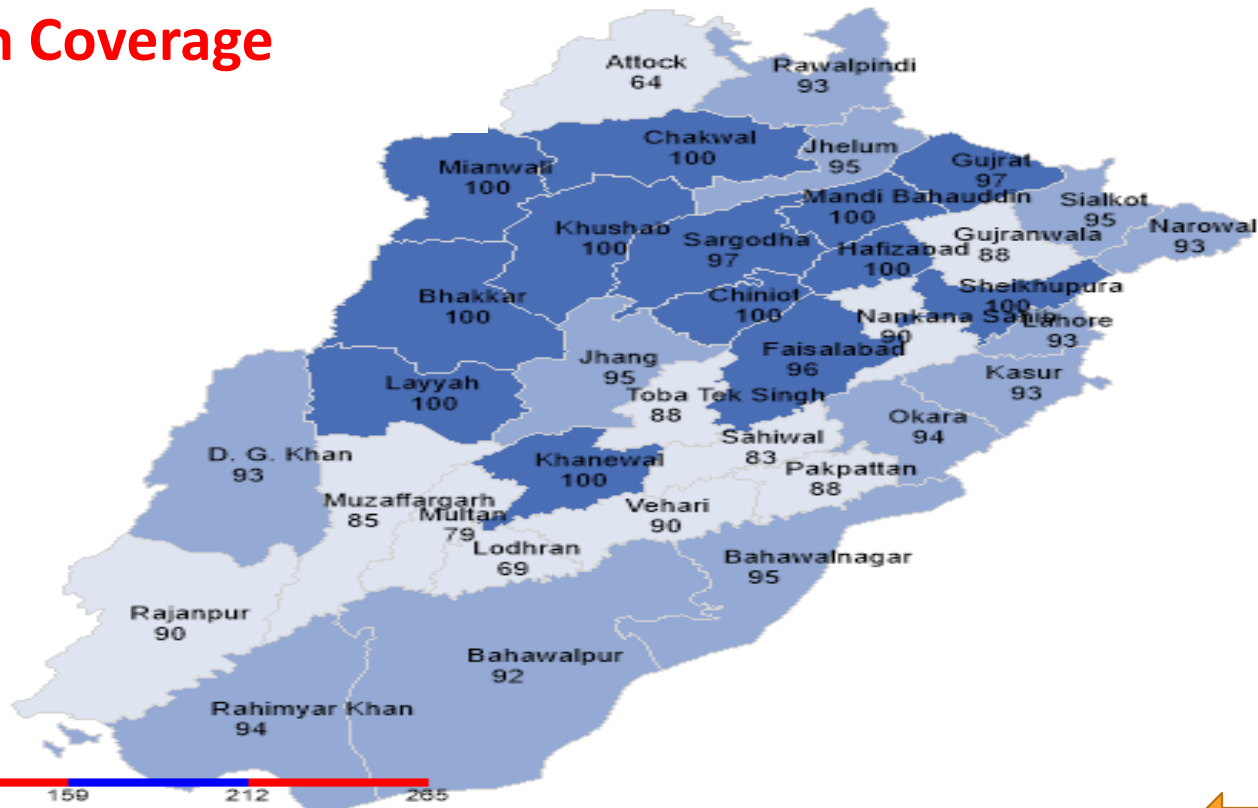
Regional Imbalance

Polio Immunization Coverage

Percent Total

Total

- Label 1 64 - 90 (11)
- Label 2 91 - 95 (12)
- Label 3 96 - 100 (13)
- Label 4 100 - 100 (0)
- Missing Value (0)



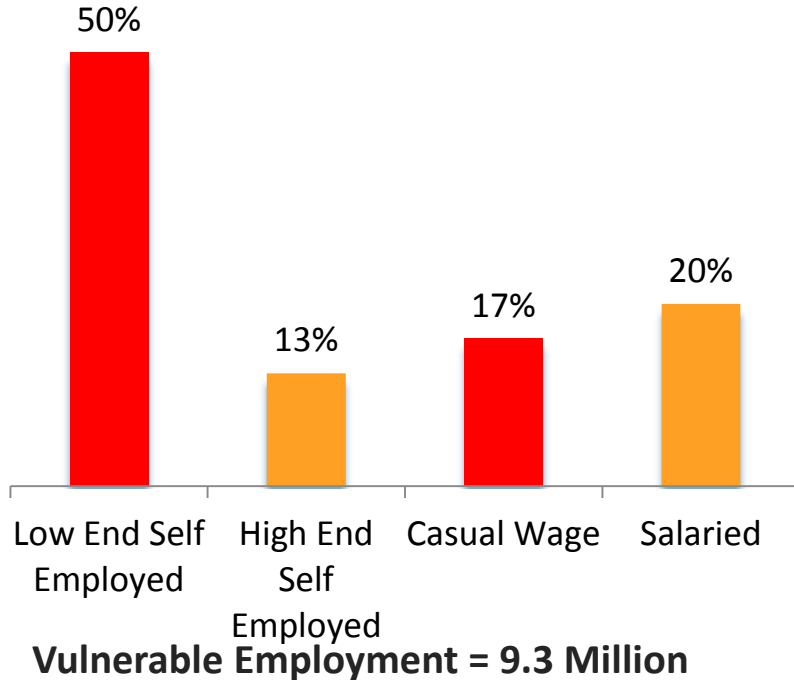
Sources

PAK_PSLM_2010-11

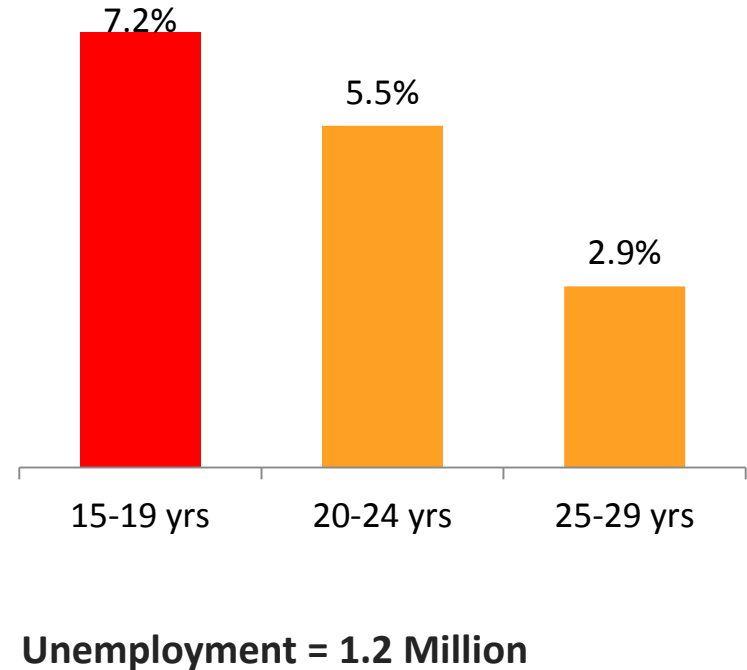


Youth unemployment and high incidence of low-end jobs

Type of employment in Punjab

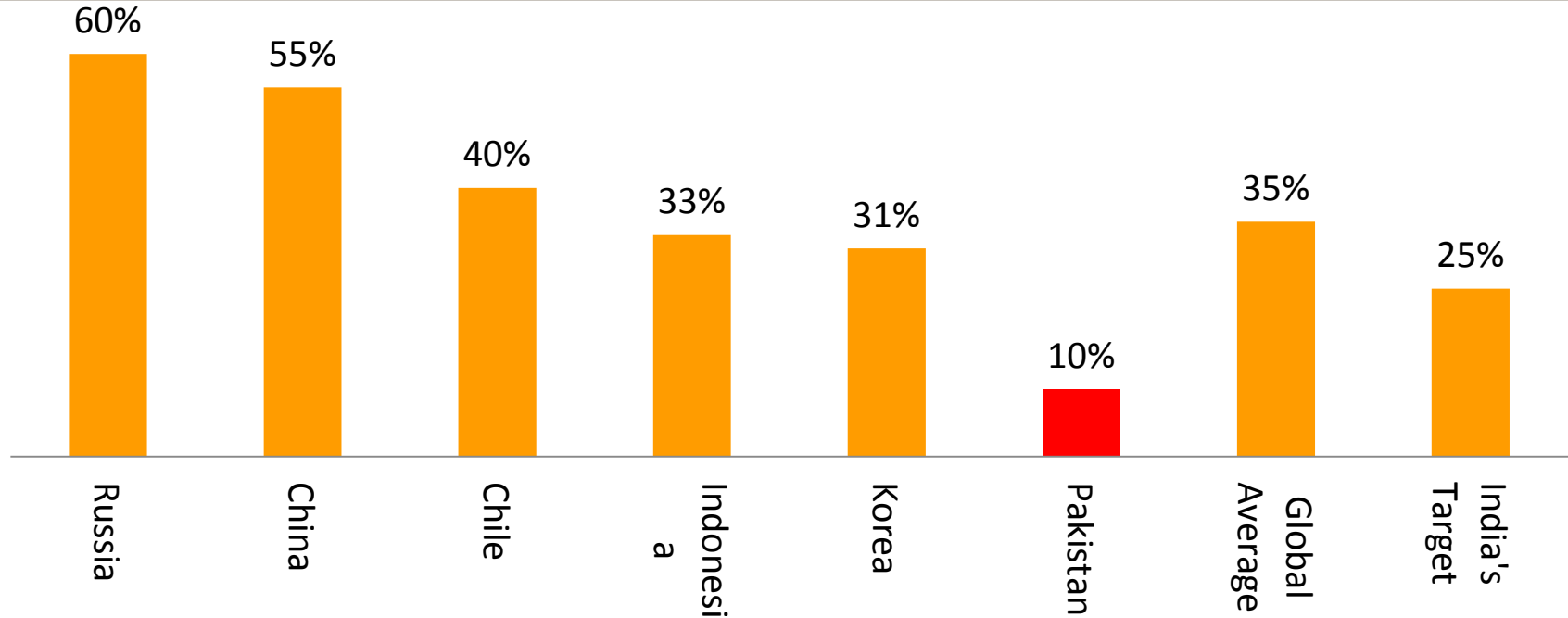


Unemployment rates for various age groups in Punjab



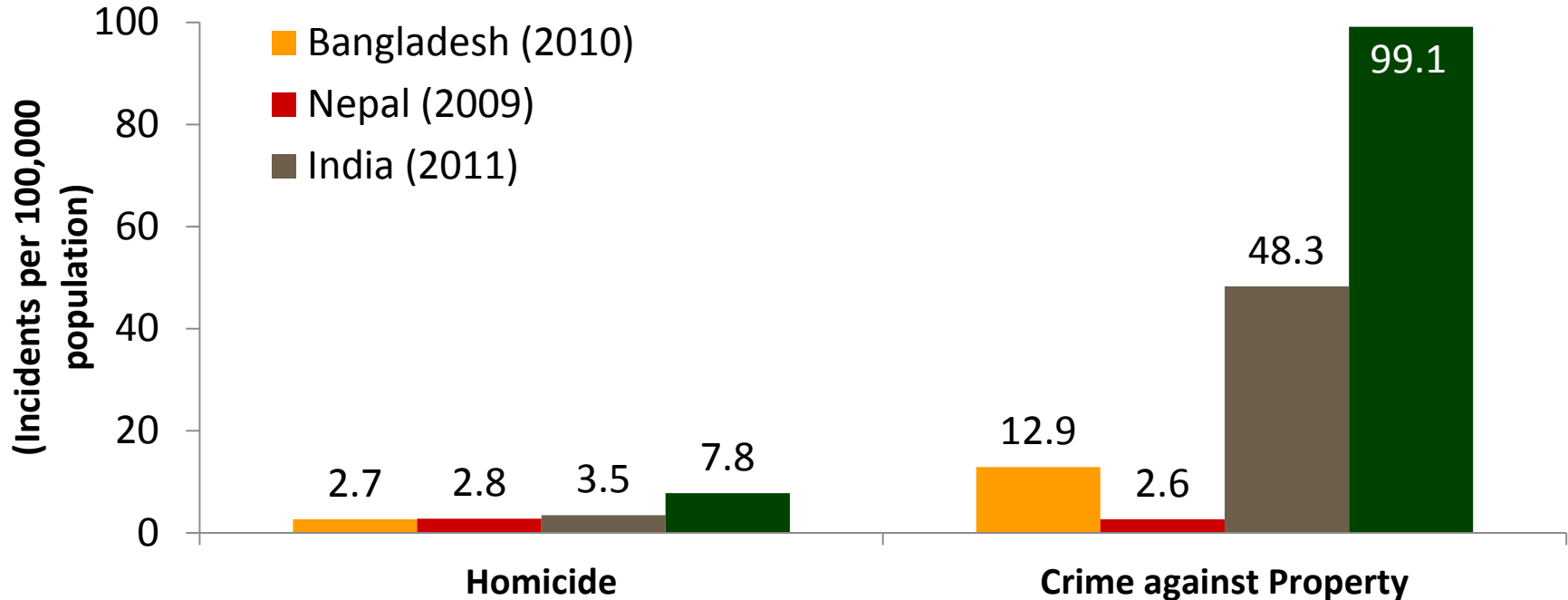
Widening Skills gaps

TVET Enrolment Ratio (% of Secondary Enrolment)



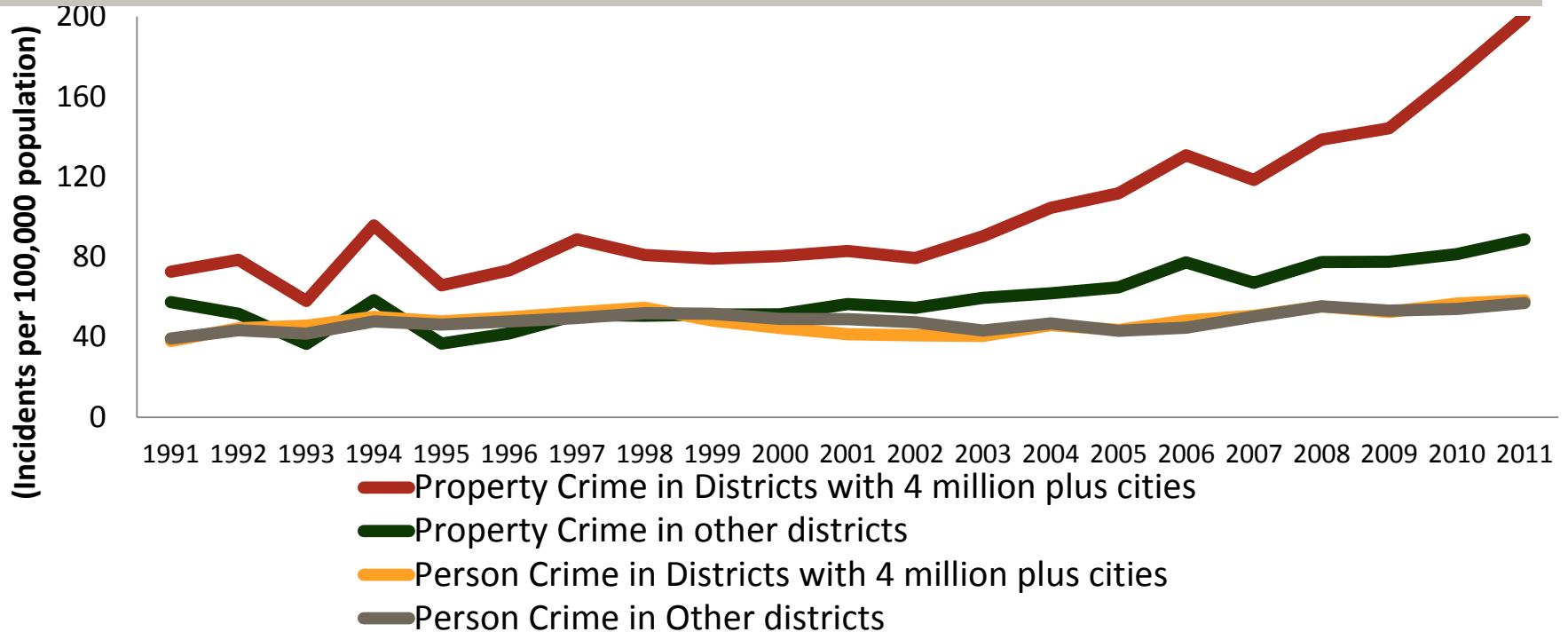
Security Deficit in Punjab

Regional comparison of Reported Crime (Incidents per 100,000 population)



Security Deficit in Punjab

Trends in Reported Crime in Punjab (Incidents per 100,000 population)



Sources: Punjab Growth Strategy (forthcoming)



Financing of ADP and MTDF



		2014-15	2015-16	2016-17	2017-18
1	Revenue Surplus	329	383	478	602
	% of GRP	2.25%	2.31%	2.53%	2.78%
2	Net Capital Receipts	-18	33	76	130
	% of GRP	-0.1%	0.20%	0.40%	0.60%
3	Public-Private Partnership	18	40	60	80
	% of GRP	0.12%	0.24%	0.32%	0.37%
4	Total ADP	329	456	614	812
	% of GRP	2.25%	2.75%	3.25%	3.75%
	Punjab GRP	14,632	16,596	18,912	21,650

Rural Urban Distribution

(Billion Rs)

Sector	Rural	Urban
Social Sector	46	44
Infrastructure Development	45	75
Production Sector	14	4
Services	0.4	9
Others	3	4

